**Features:**

- Isolated mounting base 2500V~
- Pressure contact technology with Increased power cycling capability
- Space and weight saving

Typical Applications

- Inverter
- Inductive heating
- Chopper

V_{DSM}, V_{RSM}	V_{DRM}, V_{RRM}	Type & Outline
700V	600V	MKx400-06-406F3
900V	800V	MKx400-08-406F3
1100V	1000V	MKx400-10-406F3
1300V	1200V	MKx400-12-406F3
1500V	1400V	MKx400-14-406F3
1700V	1600V	MKx400-16-406F3

SYMBOL	CHARACTERISTIC	TEST CONDITIONS	$T_j(^{\circ}C)$	VALUE			UNIT
				Min	Type	Max	
$I_{T(AV)}$	Mean on-state current	180° half sine wave 50Hz Single side cooled, $T_c=55^{\circ}C$	115			400	A
$I_{T(RMS)}$	RMS on-state current					628	A
I_{DRM} I_{RRM}	Repetitive peak current	at V_{DRM} at V_{RRM}	115			80	mA
I_{TSM}	Surge on-state current	10ms half sine wave $V_R=60\%V_{RRM}$	115			7.8	kA
I^2t	I^2t for fusing coordination					310	$A^2s \cdot 10^3$
V_{TO}	Threshold voltage		115			0.90	V
r_T	On-state slope resistance					0.80	$m\Omega$
V_{TM}	Peak on-state voltage	$I_{TM}=1200A$	25			2.40	V
dv/dt	Critical rate of rise of off-state voltage	$V_{DM}=67\%V_{DRM}$	115			800	V/ μs
di/dt	Critical rate of rise of on-state current	Gate source 1.5A $t_r \leq 0.5\mu s$ Repetitive	115			200	A/ μs
tq	Circuit commutated turn-off time	$I_{TM}=400A, t_p=1000\mu s, V_R=50V$ $dv/dt=30V/\mu s, di/dt=-20A/\mu s$	115	15		35	μs
t_{rr}	Reverse recovery time	$I_{FM}=400A, t_p=1000\mu s,$ $-di/dt=20A/\mu s, V_R=50V$	115		4.0		μs
I_{GT}	Gate trigger current	$V_A=12V, I_A=1A$	25	30		200	mA
V_{GT}	Gate trigger voltage			1.0		3.0	V
I_H	Holding current			20		200	mA
V_{GD}	Non-trigger gate voltage	$V_{DM}=67\%V_{DRM}$	115	0.2			V
$R_{th(j-c)}$	Thermal resistance Junction to case	Single side cooled per chip				0.087	$^{\circ}C/W$
$R_{th(c-h)}$	Thermal resistance case to heatsink	Single side cooled per chip				0.040	$^{\circ}C/W$
V_{iso}	Isolation voltage	50Hz, R.M.S, $t=1min, I_{iso}:1mA(MAX)$		2500			V
F_m	Terminal connection torque(M10)				12.0		N·m
	Mounting torque(M6)				6.0		N·m
T_{vj}	Junction temperature			-40		125	$^{\circ}C$
T_{stg}	Stored temperature			-40		125	$^{\circ}C$
W_t	Weight				1560		g
Outline	406F3						

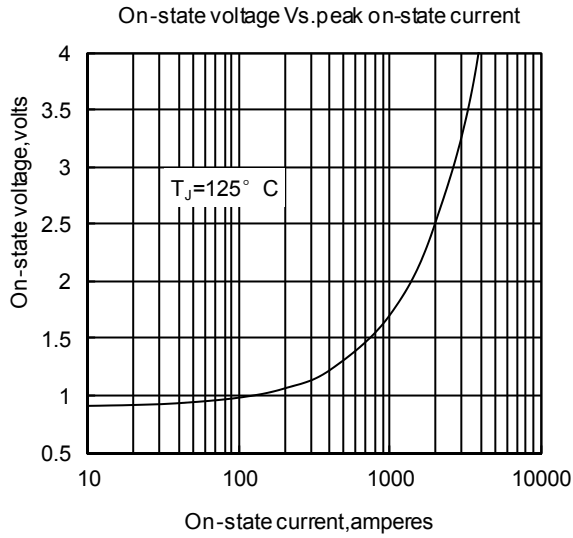


Fig1

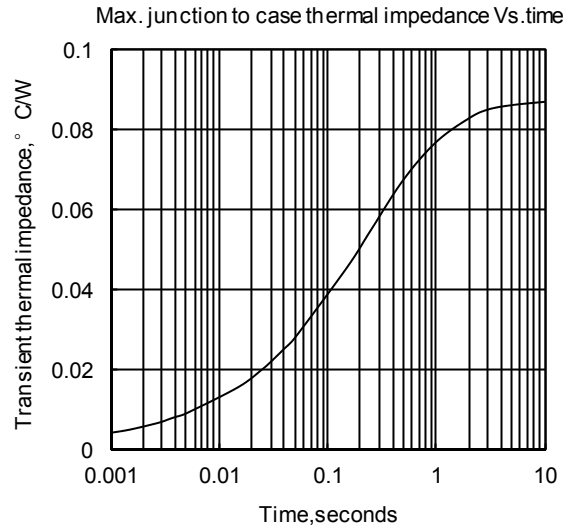


Fig2

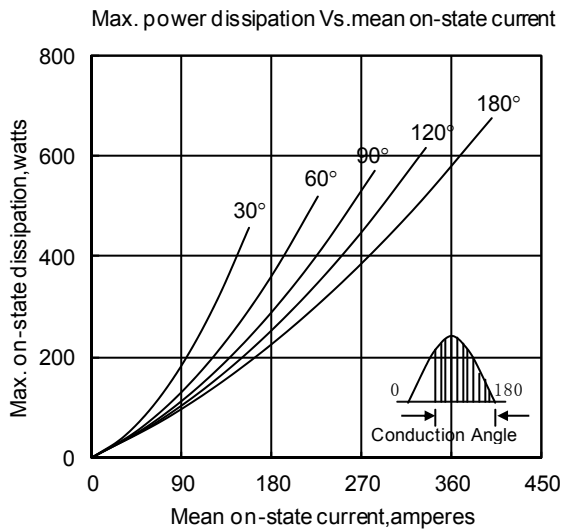


Fig3

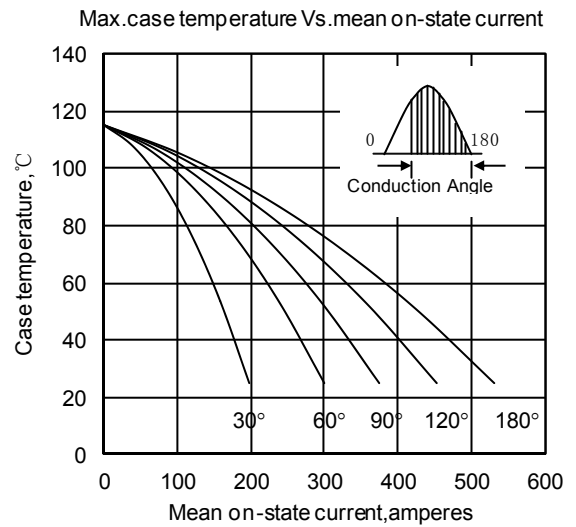


Fig4

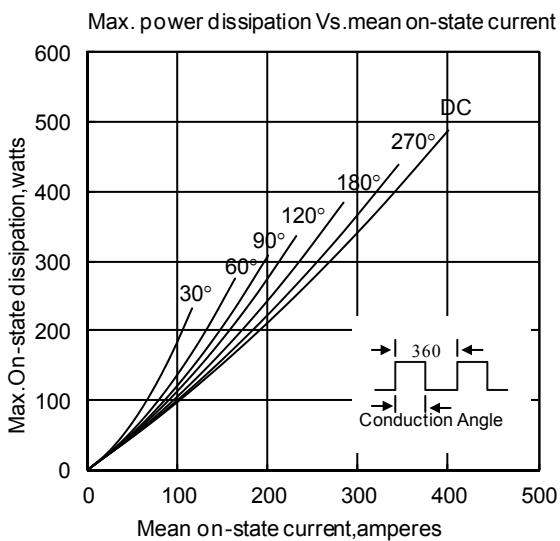


Fig5

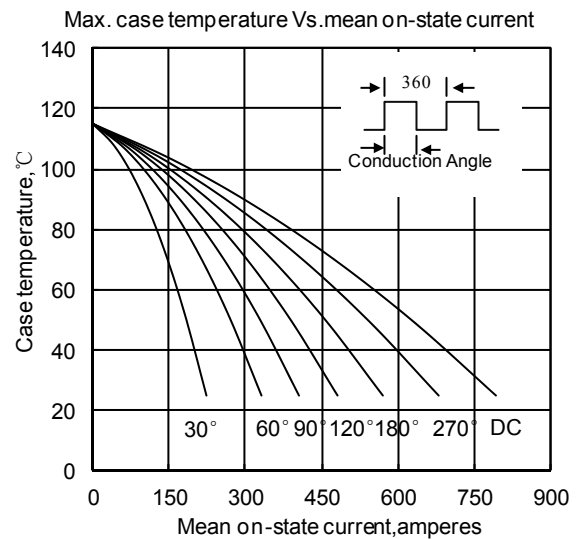


Fig6

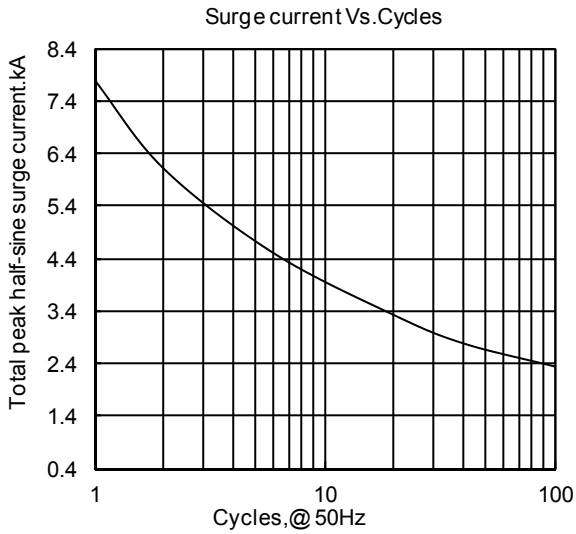


Fig7

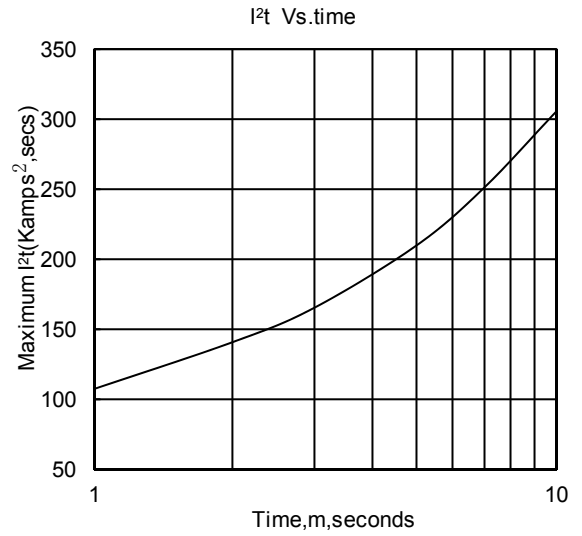


Fig8

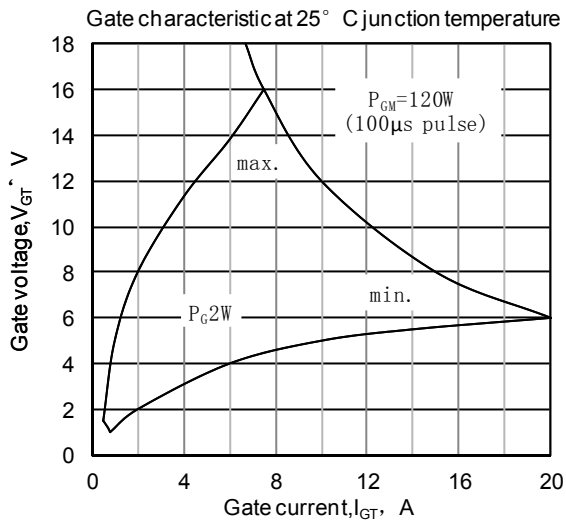


Fig9

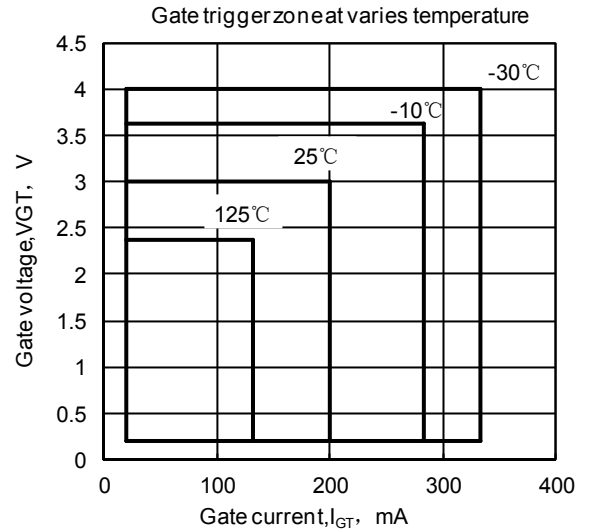


Fig10

Outline:

